


Frequency Meter



<i>Part #</i>	<i>Dim.</i>
48F	48mm Sq. / 1.89" Sq.
72F	72mm Sq. / 2.83" Sq.
96F	96mm Sq. / 3.78" Sq.
144F	144mm Sq. / 5.67" Sq.

The part number must be followed by the range.

Part# Example: 96F 55-65Hz 120V

SPECIFICATIONS:

Input: Direct or via PT

Voltage Range: $\pm 15\%$

Scale 90°

Accuracy 0.5%

Cutout Dim:

48F 45mm +0.6mm / 1.772" +0.024"

72F 68mm +0.7mm / 2.677" +0.028"

96F 92mm +0.8mm / 3.622" +0.032"

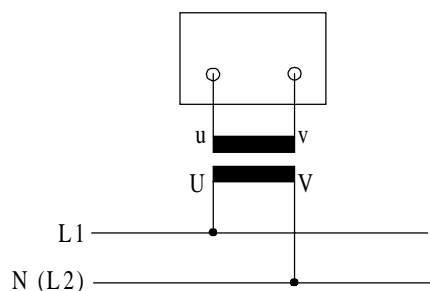
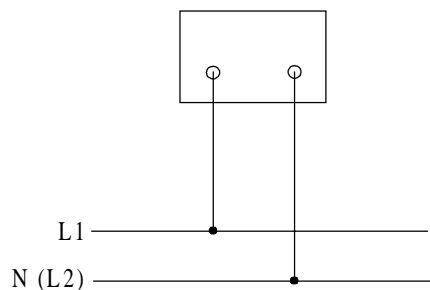
144F 138mm +1.0mm / 5.433" +0.039"

Approximate Burden: 10mA

<i>Range</i>
45-55Hz
48-52Hz
55-65Hz
58-62Hz
90-110Hz
140-160Hz
180-220Hz
380-420Hz
45-65Hz

<i>Range</i>
100V
110V
120V
127V
208V
220V
380V
415V
440V

Wiring Diagram



SELCO USA, INC.

Phone (770) 455-9110 / 1-877-SELCOUS

Fax (770) 457-3754

www.SELCOUSA.com