


DC Ammeter



SPECIFICATIONS:

Input: Direct or via Shunt

Scale 90°

Accuracy 1.5%

Cutout Dim:

48ADC 45mm +0.6mm / 1.772" +0.024"

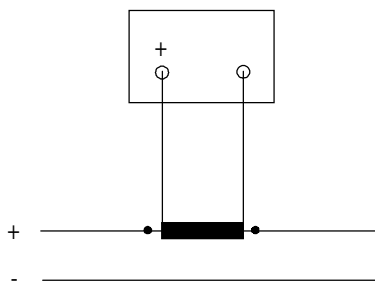
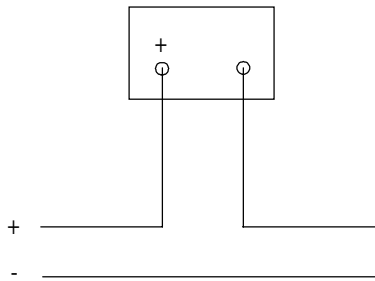
72ADC 68mm +0.7mm / 2.677" +0.028"

96ADC 92mm +0.8mm / 3.622" +0.032"

144ADC 138mm +1.0mm / 5.433" +0.039"

Approximate Burden: 7200-0.1ohm/V

Wiring Diagram



<i>Part #</i>	<i>Dim.</i>
48ADC	48mm Sq. / 1.89" Sq.
72ADC	72mm Sq. / 2.83" Sq.
96ADC	96mm Sq. / 3.78" Sq.
144ADC	144mm Sq. / 5.67" Sq.

The part number must be followed by the range.

Part# Example: 96ADC 0-250A

<i>Range</i>
0-1
0-1.5
0-2.5
0-4
0-5
0-6
0-10
0-15
0-20
0-25
0-40
0-50
0-60
0-100

<i>Range</i>
0-150
0-250
0-300
0-400
0-500
0-600
4-20

<i>Range</i>
μA
mA
A

SELCO USA, INC.

Phone (770) 455-9110 / 1-877-SELCOUS

Fax (770) 457-3754

www.SELCOUSA.com